



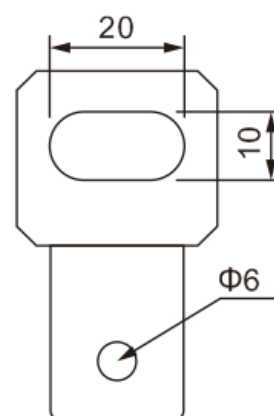
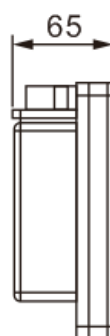
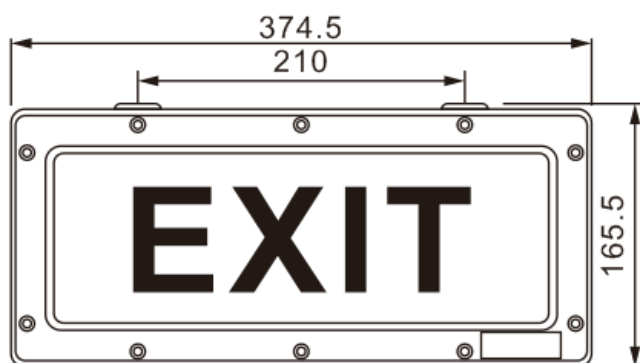
Explosion proof Exit Sign

Technical Parameters

Type	BYY		
European (ATEX)	ECM 21 ATEX-B D077	CE 1282  II 2GD Ex d e IIC T6 Gb	
Gas and Dust	ECM 21 ATEX-E D078	CE 1282  DIP A21 TA,T6 IP66	
Input voltage	AC220V	Degree of protection	IP66
Power [W]	3W	Back-up Battery	>120min
Conduit Entries	G 3/4" (10-14mm)	Weight	3.25 kg



Dimension & Installation [mm]



Explosion proof Exit Sign



1-Type A



2-Type B



3-Type C



4-Type D



5-Type E



6-Type I



7-Type J



8-Type K



9-Type L

Features:

- * Zone 1&2, Zone 21&22.
- * Die-cast aluminum body with baked epoxy powder coat finish for durability and corrosion resistance.
- * Toughened glass transparent cover with high light transmittance.
- * Ultra-bright LED light source, service life is up to 50,000 hours.
- * Designed with test buttons, convenient for regularly maintenance.
- * The light fitting is designed with a main power indicator, failure and charging indicator, to the using status.
- * Designed with test button.